

The Christmas Story The Big Announcement



Spot the difference - Find 6 things



Game: Acting It Out

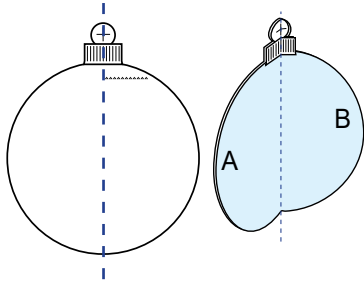
Have a whole class discussion about how God speaks to us, e.g. through the Bible, dreams, angels etc.

Divide pupils into groups of two or three. Have each group decide on and act out one way that God can speak to us. After each group, briefly discuss the best way to listen for God speaking in that way.

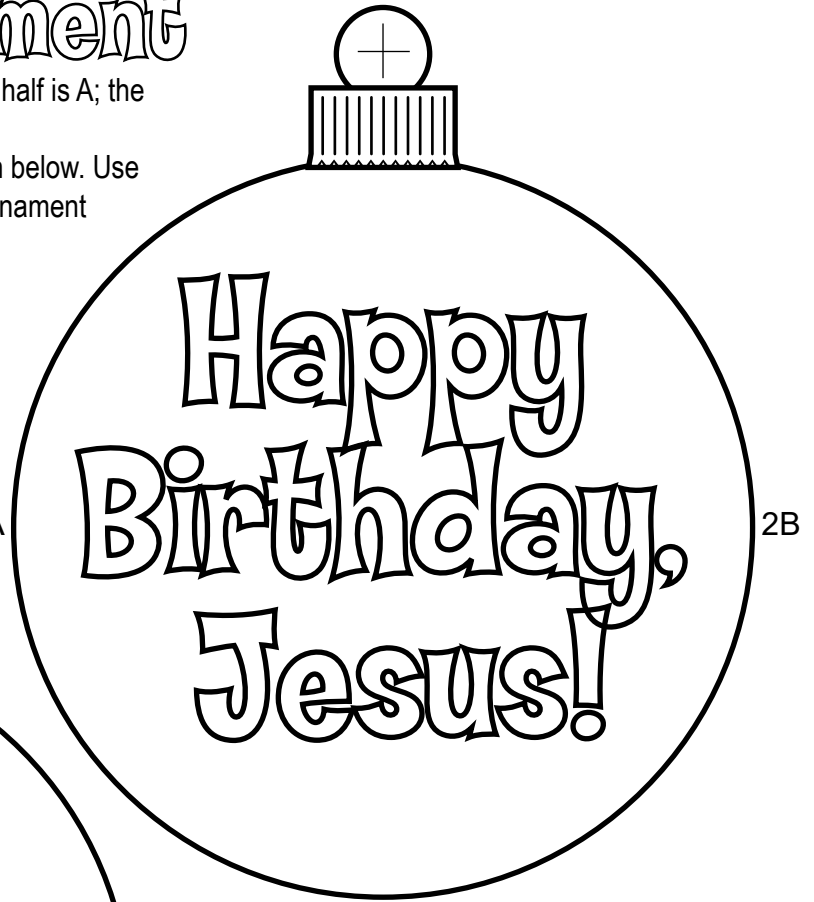
The Christmas Story

Christmas Ornament

1. Cut out the three pieces and fold each in half. The left half is A; the right half is B.
2. Glue the backs of the folded halves together as shown below. Use a hole punch to make a hole in the top ring. Use an ornament hanger or string to hang the ornament.



2A

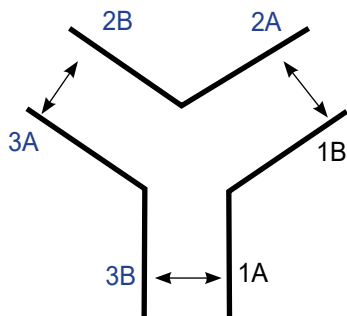


2B

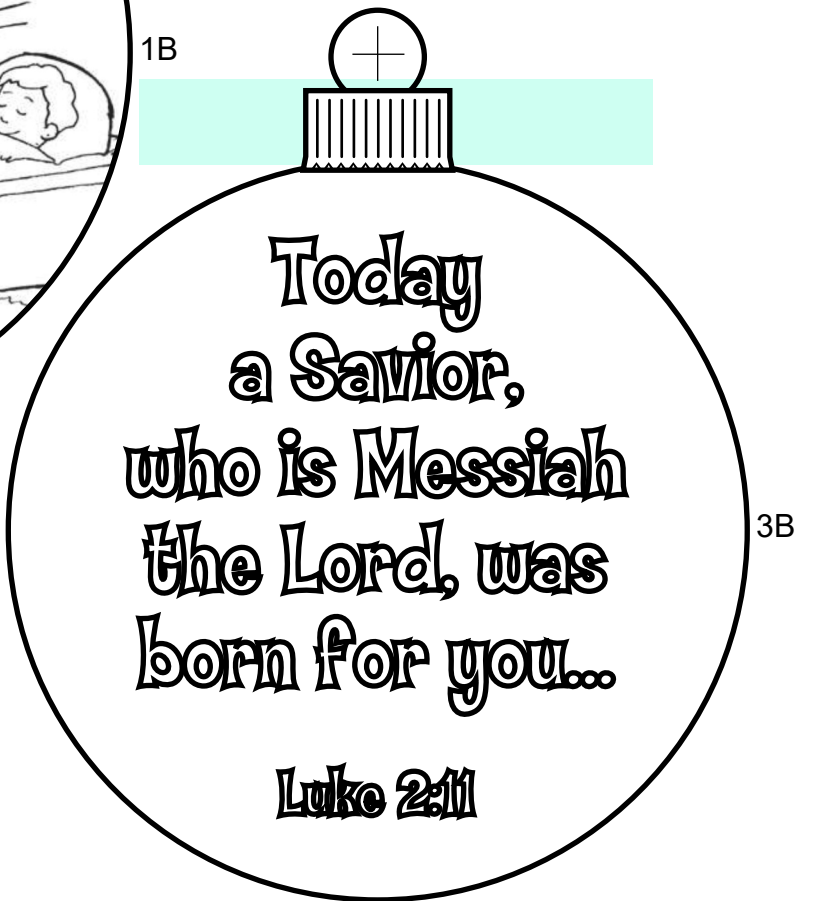
1A

1B

1. Glue the back of "1B" to the back of "2A."
2. Glue the back of "2B" to the back of "3A."
3. Glue the back of "3B" to the back of "1A."



3A



3B